



This Issue

- Presentation – Jean Impey.....July 11th
- Workshop – Tina Curran.....July 31st
- Presentation – Tina Curran.....Aug. 1st
- WQ Officer & Chairman Reports
- Feature Member Interview
- Call for Entries
- Virtual Quilt Shows, Lectures, & Classes
- Neighborly Guild Calendar
- WQ Member Articles



Quarterly Zoom Meeting
Saturday, August 1st
Tina Curran
 “My Process Concept to Quilt”

Zoom meeting invitation will be sent to all members



Upcoming Workshops & More



- WQ goes virtual with **Zoom meetings!!** Download the free Zoom app on your computer, iPad, tablet, or phone then mark your calendar and join the fun:
 - **Jean Impey** “Are You Crushing Your Cre·a·tiv·i·ty?” **presentation Saturday, July 11th at 11am**
 - **Tina Curran** “California Poppies” **workshop Friday, July 31st (10am – 3pm)**
 - **Quarterly Meeting featuring Tina Curran** presentation “My Design Process Concept to Quilt”, plus general meeting and Show & Tell. **Saturday, August 1st starting at 10am.**
- It’s **Membership renewal time**, if you renew your membership is paid by July 10, 2020 you will receive a **bonus of a one-year free subscription to Alex Anderson’s The Quilt Show details on page 6**
- **WQ “Virtual Show and Tell”!!** Continue sharing photos of your quilts with WQ website manager, Sally Wright. Pictures will be posted on Facebook and eventually put on the WQ website as the August Quilters Showcase. Send photos to Sally at: westsidequilters@yahoo.com
- Big thanks to our incredible Program Chair-people for putting a new calendar of virtual events together!



PRESIDENT'S MESSAGE

My, what a year this has been so far for me personally and for all of us globally...where does one start?

First, I'd like to extend my sincerest sympathies to all and any member COVID-19 has impacted. These have been some of the toughest months we have endured as a nation and planet.

I am so grateful for having a craft to push me through the days of "self-quarantine" and "Stay at Home" orders by our government.

I've done more baking, cooking, gardening, reading, painting, journaling and cleaning than I've ever done. I for one have tackled many unfinished quilting projects. I feel I have been on the longest quilt retreat ever. I've even used my time to clean my studio of items no longer being used or I've lost interest in. I've even taken advantage of the many online workshops. I hope you have taken or will take advantage of them too.

Will things get back to normal? Will we have workshops and meetings in person once again? Absolutely, without a doubt!! But for now, we will do what we can to keep ourselves and our members safe and healthy.

I look forward to congregating with all of you, showing off your talents and just being together as friends once again.

Let's continue to hold compassion, understanding, equality & leadership a priority to move forward through these disturbing times.

Stay safe, be well and continue to be creative.

Marianne Simpson
President Westside Quilters of Los Angeles



WESTSIDE QUILTERS



Westside Quilters presents a virtual lecture with

Jean Impey
Are You Crushing Your Cre-a-tiv-i-ty?
Saturday, July 11, 2020
11:00 am

Zoom invitation Link including ID and Password will be sent to all WQ members for this free lecture

Jean Impey “My new lecture was created as a result of re-bookings to guilds. It is designed to pick up where my Passion lecture leaves off. It includes a smaller trunk show and I share ways to “boost” your Creativity that include tools, technology and techniques.”


Jean Impey’s Bio

“Art has been an integral part of my life since I was a child. I remember always being intrigued and absorbed with making things. My mother encouraged my exploration of all things creative and my life-long creative journey took off including painting, sewing, photography, ceramics, embroidery, gardening just to name a few.

My style, my passion, my energy is boundless... I love discovering, I love looking, I love seeing, I love the way others see, and I love doing!

I don’t worry about doing it wrong.... There is no such thing in the creative process. I like how Albert Einstein said, “The easiest way to be creative: try something different, even if you don’t think it will work.”

I look forward to sharing my story, work and passion with you.”





WESTSIDE QUILTERS



Westside Quilters presents a virtual workshop:

Tina Curran
“California Poppies”
Friday, July 31, 2020
10:00 am – 3:00 pm

Workshop fee: \$35.00 - includes pattern
Zoom invitation Link including ID and Password will be sent to all WQ members

Your house will be the location. No need to move your machine or pack up your BSS (Basic Sewing Supplies). The only downside is you have to make your own coffee and morning snacks and provide lunch for yourself. Tina will keep the Zoom open so you can ask questions all day long. Class will begin at 10:00 A.M. – 3:00 P.M.

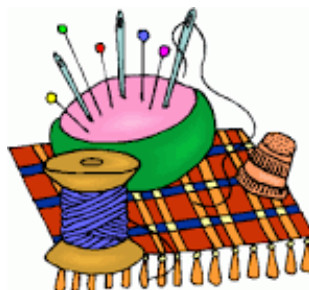
You will receive your pattern in a pdf format that you can print out at home.

Invitations will be issued for this Zoom class after we receive your registration and payment. This class is priced at \$35.00. A real bargain. You will get a pattern via the internet in pdf format for California Poppies. See Sally Wrights’ version of this on our website (& page 19), fabulous, very drought resistant poppies to brighten your day, year-round.



Pat Karasick, Del Walker, and Cindi Garacochea
Program Co-Chairs

PS: Registration forms and details can be found on the Westside Quilter website.





WESTSIDE QUILTERS



Westside Quilters presents a virtual Quarterly Meeting with speaker:

Tina Curran

“My Design Process - From Concept to Quilt”

Saturday, August 1, 2020

10:00 am

Zoom invitation Link including ID and Password will be sent to all WQ members

WQ regularly scheduled quarterly meeting will take place virtually via Zoom teleconferencing. Newly elected WQ President, Marianne Simpson will be conducting the meeting. There will be Show and Tell, so get your quilts ready.

Tina Curran has presented workshops to Westside Quilters before. A local favorite quilter with many accolades.

She will be presenting a PowerPoint presentation entitled: **My Design Process - From Concept to Quilt**

Tina has made a successful transfer from the corporate world into the quilting world. She has been designing quilts and patterns for over 20 years. She has won ribbons, been included in quilting magazines, books and shows. She sells her patterns all over the world. We are lucky that she lives in California and is Zooming to us Saturday, August 1, 2020.

Tina Curran Bio

“My interest in making art quilts was jump-started by seeing my dear friend Sara take a variety of patterned fabrics, cut them into pieces and combine them in such an artistic way. As a life-long sewer (having experienced my first sewing triumph with a skating skirt I made in Girl Scouts), I took to quilting quickly. One of the great thrills with this art form is that my options are as infinite as those of a painter working on canvas -- landscapes, portraits, geometric patterns, abstract impressions, etc. I enjoy both the deep American roots of traditional quilting and the unlimited possibilities today's art quilts present. Combining elements of both extremes is great fun, as I often use contemporary fabrics in century-old quilt patterns.

My art quilts have been on display in multiple art shows and quilt shows as well as in national quilt magazines ("Quilters Newsletter" magazine and "Quiltmaker") over 20 times and in three books (including Ricky Tims' "Kool Kaleidoscopes").

While I have no formal art training, I have taken some wonderful classes over the years. However, I know my greatest learning has come in the over 10,000 hours I've spent making more than 125 art quilts to date. And it's exciting to realize that there seems to be no end to this learning curve.”

For information on making a purchase or discussing a commission, please contact me at tina@tinacurran.com

*Pat Karasick,
Programs Chair*



MEMBERSHIP

**Westside Quilters.....
..... Yes, yes sign me up!!!**



Many of you have already renewed your memberships and we are looking forward to a different and exciting new year. We will be following our normal routine except that it will be done virtually through Zoom or other social media.

You should be able to download Zoom onto your phone, iPad, tablet, or computer. If you need help your kids or grandkids can probably help you. For those of you who haven't renewed yet you can still get the bonus one-year free subscription to Alex Anderson and The Quilt Show if you get your renewal in by July 10th.

We hope to keep you busy with our General Meetings, speakers and possibly workshops that we all can enjoy. Even if we can't get together physically, we can still keep in touch. Looking forward to another year done a little differently. If you have any questions regarding membership don't hesitate to contact me.

Luann Jaffe
Membership Chairperson

Renew Your Membership by July 10th and Receive Your Special Bonus

Westside Quilters have consistently offered a variety of educational opportunities from top notch teachers and speakers. Well, a little Covid-19 virus and social distancing is not going to stop us from learning, exploring and honing our craft. Your 2020-2021 Westside Quilter membership will also include 12 months membership in The Quilt Show!

Your Star Membership to TheQuiltShow.com comes with:

- Access to more than 350 1-hour episodes of The Quilt Show, featuring 250 fabulous teachers each with unique tips, tricks, tips and ideas. A new show is released every 2 weeks.
- Access to a variety of classes, tutorials, videos
- Yearly Bock of the Month pattern
- Three weekly ½ hour lessons with Alex Anderson
- Master Classes
- Already, a Star Member? This offer will extend your membership for 12 months.

In addition to the new content and classes being presented by Alex Anderson, you will have unlimited access to 13 years of previous shows with some of the best know teachers in the Quilt World. Want to explore different applique techniques? There are dozens of shows to choose from exploring the many ways to applique. From basic piecing to surface design, there is something for everyone in this treasure trove of instruction.

Renewal form on page 11



Leadership.....

Zoom, Zoom, Zoom!

When the pandemic first started, I had never even heard of Zoom. Now, in the fourth month of social distancing, I have developed a love-hate relationship with it. On the one hand, Zoom has been a godsend, allowing me to talk to people and see their faces at a time when groups aren't getting together. But after countless Zoom meetings, I am longing for real contact, and I sometimes feel like Zoom is the equivalent of "going vegetarian and proceeding to glumly eat a diet of just tofurkey" (as quoted in an article by Ashley Fetters in The Atlantic, with apologies to anyone who IS a vegetarian and actually LIKES tofurkey!)

As I continued reading the article, I realized that what I needed to do was abandon the idea of Zoom as a means of replicating my old social life. Instead, I am going to lean into it, adapt better to the new normal, learn to find the positive aspects. Sure, I miss getting together with quilting friends - be it at a meeting, a lecture, a quilt show or a class - but Zoom quilting get-togethers have a plus side as well. The other day I listened to a conversation between quilt artists Joe Cunningham and Lyric Kinard, both of whom are doing Zoom lectures and classes. Joe pointed out that "attending" a class from one's own space meant one has all their tools and ALL their fabric right at hand! Who hasn't taken a class and wished they had brought a certain fabric that was left at home?

Fetters concludes her article by saying, "I can't in good faith suggest that hanging out remotely will be an adequate replacement for time spent physically together [we will] still undoubtedly long for the delicious, crackling chemistry of actual face time. But in this moment, it's worth remembering that the options we have can be nourishing, too – and even satisfying."

So, let's get together – virtually, for now. Westside Quilters is working hard to provide opportunities to "see" each other, to sew together and to learn together. Come join in! Hope to see you soon on Zoom.

Barbara Marom-Pollack
Vice President



Joriece Foullett,	July 16
Barbara Weigold,	July 11
Matt Randall,	July 21
Susanne Cole,	July 26
Judith McCormack,	July 27
Sandra Abramowitz,	July 28
Marianne Simpson,	July 29



PHILANTHROPY

Hello fellow quilters!

After several weeks at home, we know it's sometimes hard to keep motivated, and we appreciate your work on philanthropy quilts and our star blocks! We recently checked with the wonderful charities that we have supported in the past to get an update on their needs.

Upward Bound House, a nonprofit that provides homeless families with housing and supportive services, has requested quilts for the Fall. Our donated quilts will be helping families in their Santa Monica and Culver City programs. For more information, check out their website at: <https://upwardboundhouse.org/>

A Child's Dream, a nonprofit that helps to provide resources needed for children to become healthy and responsible citizens in their communities, has requested quilts for low income children attending their Back to School Outreach Program to be held on August 15 in Culver City. For more information on their organization and outreach event, check out their website at: <https://www.achildsdream-ca.org/>



If you have any quilts ready for donating, we are happy to pick them up from you or you can drop off to either Virginia (Santa Monica) vcmarshall@verizon.net or Lisa (Westchester) Ldrew007@mac.com .

Please also let us know if you like a specific part of the quilt process in particular – piecing blocks, putting together rows, machine quilting at home, or sewing on binding. This list will help us coordinate getting our philanthropy blocks put together in case we can't get together for our annual philanthropy day. We've heard from a few of you so far, and would like to hear from a few more.

Thanks again for your help and generosity!

Stay strong and safe,
Lisa Drew, Virginia Marshall, and Nancy Kawahara



Westside Quilters - Philanthropy Star Block 2020




Thank you for helping to make quilts for local charities! Please use whatever scrap fabric you have on hand. Finished blocks will be sewn together during our Philanthropy day planned for November 2020.

For each block, you will need:

- 8 - 4" squares in background fabric
- 1 - 4" square in for center
- 8 - 3" squares in contrasting fabric for star points

On 4 background squares, place a 3" square in a corner, right sides together and sew corner to corner. Trim the underlying corner and press open. Place another 3" square in an adjacent corner and repeat (modified flying geese with no points to match, yeah!).



Layout squares as shown and sew the squares into 3 rows. Then, sew the 3 rows together and you're done! Your block should be approximately 10.5" inches square.



TREASURER

Karynn Dittmar, Treasurer

OPENING BALANCE AS OF 6/1/20		6566.25
INCOME		
Membership Dues / Donations	2250.00	
Workshop Fees	0.00	
Bank Adjustment	0.00	
Guest Fees	0.00	
Fabric Sale Fundraiser	0.00	
Amazon	10.90	
TOTAL INCOME		2260.90
EXPENSES		
Workshop Expense	-250.00	
General Meeting Expense	0.00	
Charitable Contributions	0.00	
Administrative Expenses	0.00	
Mileage reimbursement	0.00	
SCCQG Insurance	0.00	
Website	0.00	
PO Box Rental	0.00	
Philanthropy / Ed. Expense	0.00	
Printing / Promotion / Admin.	0.00	
Square Up Fees	8.48	
Government Fees	0.00	
TOTAL EXPENSE		-241.52
NET INCOME		2502.42
CLOSING BALANCE as of 6/29/20		9068.67

WEBSITE and Social Media:

I hope you have enjoyed the email blasts sent out the last two weeks with links to online "Quilty" content. A lot of it is content we've shared on our Facebook and Instagram pages, but since a lot of you are not into social media it made sense to offer it in another way as well. We are also sharing a few quilts made by our members as a substitute for our normal "Quilters Showcase" part of our in-person meetings. **We do need help with this!** So when you find tips, tutorials, museum shows and quilt exhibits, interviews with teachers and award winning quilters that you think would be of interest to our members please share the links to Westsidequilters@Yahoo.com.

Also, please continue to share your finished (or not so finished) quilts to the same email address. We want to share what you are doing while we can't all be together.

Sally Wright
Website and Social Media Manager.



Easy Money for WQ:

amazon smile



<https://smile.amazon.com/ch/27-3145733>

Support Westside Quilters when you shop on Amazon by clicking on this link. Please make sure you are logged into your smile account. Amazon Smile is a free program and you'll find the same low prices, vast selection and convenient shipping options as Amazon.com and Amazon will make a donation to Westside Quilters

If you have any problems, please contact Karynn Dittmar, Treasurer.





WESTSIDE QUILTERS

Membership Form June 1, 2020 to May 31, 2021

PLEASE WRITE CLEARLY and MAKE SURE YOU INCLUDE YOUR EMAIL ADDRESS

Name		Birthday (Month/Day)
Address		
City/State/Zip Code		
Home Phone	Work Phone	Cell Phone
Email:		
Occupation	Retired ? From?	
Member of Mini-Group	Interested in joining a mini-group?	

Renewal Membership New Member

Annual Membership Dues to May 31, 2021 [dues are not tax deductible] \$ 50.00

Fully Tax-Deductible Charitable Donation _____

Total Amount Enclosed _____

Members of Westside Quilters (WQ) may participate in all Guild activities, have the right to vote, hold elective or appointed office, attend General Meetings without fee, and register for work-shops at membership rates. WQ members pledge to perform a few service hours each year.

For renewing members, please indicate your contributions this past fiscal year:

- Served on the Executive Board or a volunteer committee.
- Engaged in philanthropic quilting activities (WQ or other organizations).
- Assisted at general meetings or workshops or field trips.
- Contributed to the WQ newsletter or distributed promotional WQ material
- Other activities _____.

Members can pay with a check, cash, credit card or debit card:

- (1) If paying by check, make your check payable to "Westside Quilters."
- (2) If paying by credit card or debit card, please fill in the information below.

Credit card number _____

Name as it appears on card _____ Expiration Date _____

- American Express MasterCard Visa Debit Card

CVV _____ Billing Zip Code _____

- (3) Please sign and complete this application.
- (4) Mail application and check (if paying by check) to Westside Quilters,
Post Office Box 641925, Los Angeles, CA 90064.

Signature

Date

Westside Quilters is a Federal 501(c)(3) tax-exempt public charity. The effective date of exemption is June 17, 2010, as specified in the determination letter dated May 26, 2011.



Calling All Quilts

By Stephania Bommarito

SCCQG 2021 Road to California Quilt Conference Special Exhibit “Sharing Our Quilts”

During this stay-at-home time are you busy quilting? Are you working on a quilt that has been begging to be completed? Have you finished a quilt, intended for another future guild quilt show, now postponed? Or a new fresh quilt has emerged that you would like to share with fellow quilters? **Solution** = Enter these quilts in our 2021

SCCQG Road to California special exhibit!!!

The “Sharing Our Quilts” exhibit is designed to be a showcase for recent (2019-2020) quilts that you have, or you are producing. There is no specific theme or topic, or size limitation. The plan is to share treasured styles of quilting or patterns you relish. This exhibit is all about Southern California quilts created by members of SCCQG Member guilds. Let us fill the long north wall. There is still plenty of time to enter as the deadline is *November 1, 2020*. The Call for Quilts and Entry Form are posted on the SCCQG website.

Call for Quilts SCCQG 2021 Special Exhibit “Sharing Our Quilts”

Road to California Quilters Conference January 21-24, 2021

This new exhibit is all about sharing a recent treasured quilt that you have created. Quilts of all kinds, styles, and techniques are welcome. The quilts can be anything from a traditional pattern to an original design inspired by a time-honored block to a modern-day look.

Entry requirements are as follows (please read carefully):

- ◆ The quilt must have been made and finished in 2019/2020 and be in excellent condition.
- ◆ There are no size constraints but a wall hanging size is recommended in order to accommodate as many quilts as possible.
- ◆ Embellishments must not protrude more than ½” from the surface of the quilt.
- ◆ The quilt must be made with fabric and quilted either by hand, machine or both.
- ◆ It must be three layers and be either bound or closed around along all edges.
- ◆ An entrant must be a current member of a Member Guild or an Affiliate Member of the Southern California Council of Quilt Guilds.
- ◆ Entry forms must also include a color picture of the quilt with the following information on the back of each photo: title of quilt and your name.

Timetable

November 1, 2020

Entry form, pictures, and a self-addressed stamped envelope must be received and postmarked no later than Thursday, November 1, 2020.

December 1, 2020

Notification letters will be mailed by this date. Accepted entries will receive instructions for quilt shipment. Details regarding required sleeve and label will also be included.

January 11-15, 2021

Accepted quilts must be received by SCCQG for exhibition. Quilts may not arrive before January 13, 2021 nor later than January 17, 2021

January 21-24, 2021

Quilts will be displayed as part of the SCCQG “Sharing Our Quilts” Special Exhibit at Road to California, Ontario Convention Center, Ontario, California.

January 27, 2021 to February 3, 2021

Quilts will be shipped/returned to participants.

Questions may be sent to Stephania Bommarito by email quiltwizard1024@gmail.com

Calls for Entry, July 2020

As we have learned recently most shows and exhibits this summer have either been cancelled or postponed. QuiltCon in February has been temporarily changed to a virtual only event. Houston Quilt Festival still says they are going forward in late October, but I have my doubts. Waiting on word from Road to California. So, this advice - if you plan on entering a show or exhibit in the near future make sure that the event is going on as planned before you shell out cash for an entry or send your work. Virtual shows may be the best answer! Updates on this next month.

For some great information from a veteran on how to get your work shown see this blog entry from Sue Bleiweiss <https://suebleiweiss.blog/2018/06/14/getting-your-work-out-there/>

I also recommend this blog post from Lyric Kinard on how to choose venues to display your work - <https://lyrickinard.com/2019/05/showing-your-work-choosing-venues/> In fact, there is a whole series of blog posts on getting your work out there that is well worth your time.

Here are some suggestions for quilt entry photography from International Quilt Festival.
PHOTOGRAPHING YOUR QUILT FOR SUBMISSION

Continuing our notifications for ways to display your quilts and textile pieces to a wider audience... Entering shows is not difficult, but to begin here are a few guidelines:

- Always make sure you read everything in the call including the calendar, requirements, rules, etc. Especially the rules! Will save headaches and disappointment later on.
- Keep a record on your entries so you won't be caught with a quilt needing to go two places at once. Having to remove a quilt from a show or exhibit because you misread the exhibition dates is a no-no. Ask me how I know...
- Having a great photo of your quilt - straight on, in focus, not on a bed or held up showing hands and feet, super important. There is lots of great info on quilt photography on line. Google!
- Don't be intimidated or depressed by a rejection! There are lots of different reasons why a quilt doesn't fit into a specific show. It is usually not because your quilt is bad!

The calls below are just a sample of the many opportunities out there. For more search "Fiber Art Calls for Entry" or "Quilt Calls for Entry"

Around the country and the internet this summer and fall:

Princess Diana Cherrywood Challenge 2020

<http://cherrywoodchallengeentry.com>

The Diana Challenge has been postponed a year due to Covid 19. Cherrywood plans to continue to tour The Bob Ross Challenge through 2020 and early 2021 due to so many venue cancellations this year. The new entry deadline for the Princess Diana Challenge is December 31, 2020. The fabric bundles are still available for purchase.

Our challenge is to take inspiration from Diana, Princess of Wales, to create your own unique quilt using a limited color palette: pink and white. We encouraged you to push yourself creatively, think outside the box and create new fiber art. The contest is open to anyone and everyone. All the quilts are the same color, fabric, size and theme.

Entry Deadline July 1, 2020

A great Virtual Opportunity! Pieces of The Past - A juried virtual quilt competition from Quilting Daily. <https://www.quiltingdaily.com/quilt-competitions/>

Quilting has always been an art form that commemorates milestones, honors our collective heritage, and celebrates defining moments. Our craft is steeped in history and rich with artistry. It enriches our

lives, feeds our souls, and warms our hearts. The “Pieces of the Past” theme can be broadly interpreted by the maker as a literal or abstract concept and applies to all quilting techniques and styles. Modern traditional quilts also fit the theme, as do contemporary art quilts that reference the past while being firmly planted in the 21st century.

This competition has been created to honor the heritage of quilting and quiltmakers by featuring outstanding quilts made within the last three years that echo these themes. As an avid quilter, this competition is for you! Imagine earning one these amazing prizes: the opportunity to appear in-person on the nationally publicized PBS show Quilting Arts TV; publication of your professionally photographed quilt in a national quilting magazine; cash awards; and more. This is the opportunity of a lifetime. Enter today!

Entry Deadline has been extended to July 14, 2020.

QuiltCon 2021 https://www.quiltcon.com/about-quiltcon_ QuiltCon sponsored by the Modern Quilt Guild will be virtual only in 2021. Online entry for the quilt competition begins September 20th and the *final date for entry is November 30, 2020*

A Better World: envisioning the future (IQF Houston, TX)

Entry Deadline Spring 2021

The world is changing on every level, and as we navigate these challenging times, we will have important decisions to make about what our post-corona world will look like. Can we work for cleaner air and water, less carbon dioxide, and cleaner energy supplies? Can we help the millions of people worldwide who do not have enough to eat, or adequate shelter? Can we work for racial and gender equality, and living wages? Can we help those with mental health issues, disease and disabilities? Can we wage peace instead of war? Think about the changes you would like to see in the world, and start planning a piece to enter. We can't wait to see what you create!

Susan Brubaker Knapp and Lyric Kinard are curating this show now postponed to Quilt Festival Houston 2021. This change should give you lots of time to work on a piece to enter next spring. And with everything that is happening right now in the world because of the corona virus, what better time to “envision the future”?

Questions? Contact Sally Wright at sally@sallywrightquilts.com





A NEIGHBORLY GUILD CALENDAR

July 2020	
July 1 Santa Monica Quilt Guild www.santamonicaquiltguild.org	<u>Virtual Meeting</u>
July 11 Westside Quilters www.WestsideQuiltersLosAngeles.org	<u>Jean Impey</u> Lecture
July ??? Simi Valley Quilt Guild www.simivalleyquiltguild.org	
July 14 LA Modern Quilt Guild www.LAMQG.org	<u>Jacquie Gering</u> Lecture -
July 8 & 11 Glendale Quilt Guild www.glendalequiltingguild.org	<u>Robin Lee Hansen and Caren Cook Ryan</u> Lecture: <i>An Appreciation of Gee's Bend Quilts</i> 7/11 workshop: <u>Nancy Turney: "Hip to Be Square"</u>
July ??? African American Quilters of Los Angeles www.easysite.com/aaqla	<u>Meeting</u> – third Sunday of the month
July ??? South Bay Quilters Guild www.southbayquiltersguild.org	3 rd Tuesday of the month
July ??? Orange County Quilters Guild www.orangecountyquiltersguild.com	




At Home and Surfing the Internet

(temporarily replacing OUT AND ABOUT)

- Quilters Alliance is sponsoring Textile Talks which are open to members of the International Quilt Museum, the Modern Quilt Guild, Quilt Alliance, San Jose Museum of Quilts & Textiles, Studio Art Quilt Associates and Surface Design Association.
https://us02web.zoom.us/webinar/register/WN_oli-4LPOT_uhsqDmOU58uQ
- AQS is doing a Quilt-Along on this great small free pattern "Dancing Ribbons"
http://www.aqsblog.com/dancing-ribbons-gal-fabric-pull?trk_msg=P7VDTL1P1A745B7B0D9NET9OHC&trk_contact=Q28DUDPH3J94OEC31CHEP3GNE4&trk_sid=M0TFLFAHB3CDAHJEHKMAS238CC&utm_source=listrak&utm_medium=email&utm_term=Start%20Ribbons&utm_campaign=Onpoint
- The SAQA Benefit Auction starts in September, but you can preview all the 12 X 12 quilts collected so far at <https://airtable.com/shrs47IZFGkNtZFYg/tbl4gAqkimAsnGHUt>
- MOMA's Pivotal Fiber Art Exhibit from 1969 Remembered <https://www.artnews.com/art-in-america/features/wall-hangings-moma-rediscovered-fiber-art-1202692079/>

- From the Victoria and Albert Museum in London 5 short videos featuring their landmark exhibition "Kimono" <https://www.youtube.com/watch?v=oEf0iFNTVGw>
- Lisa Walton interviews Peter Byrne the Best of Show Winner at QuiltCon this year. <https://www.youtube.com/watch?v=032FYPscooE&feature=youtu.be&fbclid=IwAR1G6HfZUPIZQYrG6pokF8Ag5xoWIT7M8nQweI68ULIIQflu7FjUz9ZV9Vo>
- Dr. Sam Bowker - Yes, he's quilter Jenny Bowker's son - spoke at Cal Lutheran last week about his book on The Tentmakers of Cairo. Here's the virtual lecture. https://rollandgallery.callutheran.edu/events/virtual-lecture-series-the-tentmakers-of-cairo/?fbclid=IwAR06oOG1JYItUfHCGd40_u_BMjf_2y7ZSLzYbqf4a10WME4_ApyuLGzwdfE
- Want to try a facing on your quilt instead of a binding? Here's how - https://weallsew.com/easy-quilt-facing/?j=461735&sfmc_sub=33975127&l=330_HTML&u=10858039&mid=10964997&jb=107&utm_source=BERNINA+of+America&utm_medium=email&utm_campaign=WeAllSew+big+list-automated&utm_content=20200618-WASbiglist&fbclid=IwAR0SHqXp0-q07oSJCR41jehNiMJhuU8PkPla8Dn6b-GO7bc8tSbVhvAb4os
- Dogwood class with Melinda Bula https://melindabula.blogspot.com/?fbclid=IwAR3JbP8y-v2VpUXJGfSs9I9el5v_b2m4KTjief5DIYAsh_cr6AQR8AxUET4
- Free tutorials from Jenny Doan at Missouri Star https://www.missouriquiltco.com/msqc/tutorial/totally-tulips-triple-play?utm_campaign=qt_t335&utm_medium=Social&utm_source=facebook&utm_content=msqc&utm_term=qt_t335&fbclid=IwAR0yRuTQ7Alo06bHl8UjpOEKpT43YRE-LEEL-8m-WKY0zIC1rPYIYswFc4I
- A wonderful tour of an antique sewing implement exhibit in Texas. <https://youtu.be/2n2in-BVWj4>
- Virtual exhibit tours from Quilting Daily https://www.quiltingdaily.com/museum-tours/?fbclid=IwAR1bAUB-mez3_ZwF_gyww1RxsUmpjX5s5qioo97tBo_P4QoNclu86jnV2tg
- Covid Chats with Lyric Kinard https://www.youtube.com/watch?v=kO3XFERg66w&feature=youtu.be&fbclid=IwAR2OTykw_2-GxBgTzSkuePCUu4ZoblqLquJgg2QdZmjZmhHaNI-gxwELDT0

See the Speaker Calendar of the Southern California Council of Quilt Guilds for additional events. Go to www.sccqg.org scroll down to the bottom of the homepage and click on the box "Speakers" and see other SCCQG guilds and speakers into 2020.



WQ Member Articles and News:

EVERYBODY HATES BROWN

By Betsy (Janet) Barker

"I hate brown!" I've heard that so many times from well-known quilting teachers. Why is brown the forgotten color?

Maybe it's because fabric makers have more sales with blue or purple, red or green. Maybe it's because brown isn't always included on color wheels.

But Mother Nature loves brown. It's everywhere in brown tree trunks against a backdrop of green leaves. It's in the contrast of tan beach sand making the blue of the ocean pop. For most of us, a deep chocolate coating on a bright red strawberry is irresistible.

Take a look online at the Kona cotton solids palette from Robert Kaufman, and there are traditional light and dark browns, as well as more modern examples. Quilts from Japanese masters often pair indigo with taupe. Pink and chocolate isn't a modern combination, as it's seen in many vintage quilts.

Perhaps quilters are scared of using brown because they don't know any color combinations using brown. The Shutterstock website (www.shutterstock.com) has a great blog post "Designing with Brown". Camel is a common color for winter coats because it makes a great neutral for any outfit.

"Colors Galore" on Shutterstock makes color combination with brown easy. Clicking on the brown square displays a palette with color schemes for Monochromatic, Analogous, Contrast, and Triad. Contrast brings up browns and blues that provide great choices for quilt blocks that will sing. The Triad tab shows combinations with green and purple that look modern.

The bottom line is that we all tend to use the same favorite colors over and over again. Is it time for you to stretch your palette and try new colors?

Thanks!

Betsy (Janet) Barker
Interactive Media Development
Quilt Artist



Featured WQ Member:

Marianne Simpson

Interview by Cindi Garacochea

Marianne Simpson, Westside Quilters President

CG: Member since?

MS: I have been a member of Westside Quilters Los Angeles since its inception in 2010.

CG: When did you start quilting? Why?

MS: I started quilting in the early 1970s. The first quilt I created was for my infant niece. It was just squares traced from a cardboard template, cut with scissors, & tied with yarn. (See photo)

CG: What types do you make?

MS: I really have no favorite type of quilt that I like to make...I unfortunately (?) love them all. I'm interested in making all different types of quilts from traditional to art, from redwork to appliqué.

CG: How often do you quilt? What time of day?

MS: My projects keep me in my studio at least five days a week spending at least an hour or two each day, but there have been times I've stayed up until 1 in the morning if I really get in the groove.

CG: Why did you join Westside Quilters?

MS: I joined Westside Quilters because I was interested and excited in learning the technique of non-traditional quilts, making friends who have the same interest as me and explore the transformation of this craft.

CG: Who are your favorite teachers and lecturers?

MS: I don't seem to have a favorite teacher or lecturer because as I said, I love it all, but I do appreciate learning any type of quilt technique I haven't tried before. I have to say, with each and every workshop I have taken with Westside Quilters, it's been a rewarding experience...I've walked away adding something new to my quilting skills repertoire.

CG: What are your favorite workshops or conventions in the past?

MS: I'm a bit of an adventurer also. I'm willing to try something at least once. One of my favorite quilting retreats is Empty Spools Seminar at Asilomar in Pacific Grove.

CG: Where does your inspiration come from?

MS: My inspiration for quilting comes from everyday living, and different mediums of art whether it's a photograph, a drawing or painting, organic or otherwise.

CG: Tell us your favorite quilt story about receiving or giving a quilt:

MS: My favorite quilt story is of a cancer patient who received a quilt from Pat of Love Quilts. Pat of Love Quilts was started in 2005 by two of my friends and myself. We continue to make lap quilts for cancer patients and have shipped those quilts globally. It was a particular family whose parent was a recipient of one of these quilts. They informed us their parent was so moved by the gift, that the parent was never without the quilt. The family thanked us for bringing such happiness to their parent that the quilt was buried along with that recipient. We were so privileged to be a part of that beautiful life...This is how making quilts is sharing our LOVE with others.




WQ Quilters' Showcase - Finished quilts from our members



Sally Wright

Tina Curran California Poppies pattern. "I did change it slightly and reconfigured it to a vertical format to fit a space where I could display in my home, but that was reasonably easily accomplished in Electric Quilt 8 software. Yes, this is a paper pieced pattern, but it is very straightforward and very well explained. I imagine with Tina actually teaching it, it will be even easier. Most of the blocks are quite large and easy to handle. I did mine in a very scrappy way — everything except for the backing came out of my scrap back.

Betsy Barker



Nancy Sharpe

Virginia Marshall



Perla Rothman

It's made up of 2-1/2" Kaffe Fassett fabrics, which became a 16-1/2" block. I used almost every Kaffe fabric I had in my stash, over 30 fabrics if not more. I had no idea I stashed so much of his fabrics away. The backing is also a Kaffe fabric. I included a backing picture, unfortunately it was in my bedroom. This was before I put the binding on. I'm calling the quilt "All Kaffe." This one I AM KEEPING!

QUARANBAKING FROM SALLY WRIGHT

Recipe courtesy of *Epicurious.com*

Nectarine Golden Cake - This is easy and so delicious. Lots of Nectarines in the market right now

Prep 15 min · **Cook** 1 1/2 hr · **Makes** 8 servings

INGREDIENTS

- 1 cup all-purpose flour
- 2 teaspoons baking powder
- Rounded 1/4 teaspoon salt
- 1 stick unsalted butter, softened
- 3/4 cup plus 1/2 tablespoon sugar, divided
- 2 large eggs
- 1 teaspoon pure vanilla extract
- 1/8 teaspoon pure almond extract
- 2 nectarines, pitted and cut into 1/2-inch-thick wedges
- 1/2 teaspoon grated nutmeg
- Equipment: a 9-inch springform pan

DIRECTIONS

Preheat oven to 350°F with rack in middle. Lightly butter springform pan.

Whisk together flour, baking powder, and salt.

Beat butter and 3/4 cup sugar with an electric mixer until pale and fluffy. Add eggs 1 at a time, beating well after each addition, then beat in extracts. At low speed, mix in flour mixture until just combined.

Spread batter evenly in pan, then scatter nectarines over top. Stir together nutmeg and remaining 1/2 tablespoon sugar and sprinkle over top. Bake until cake is golden-brown and top is firm but tender when lightly touched (cake will rise over fruit), 45 to 50 minutes. Cool in pan 10 minutes. Remove side of pan and cool to warm.



Shopper Corner...

Bernina Machine tote w/ padded interior (black & grey) 16" wide 10.5" deep 18" high Asking price: \$30 Never been used. (List price \$80)

Bernina Backpack/Tote w/padded interior (black with red trim) 14" wide at top, 15" wide at base 4.5" deep 13.5" high Asking price: \$30 Never been to used. (List price \$75)

Contact:
Marianne Simpson
310-702-2786



Editor's Note:

Dreaming about traveling to the tropics? Dreaming of traveling anywhere? Walking on the just right temperature, white sandy beach? Swimming in beautiful clear aqua blue water and snorkeling with the fish? Sorry to say it might not be happening anytime in the near future. At least not for me. I'm even longing and dreaming of attending my water aerobics class! The thought of buying a kiddie pool has entered my mind!



As quilters what can we do? Consider, escaping by sifting through your stash for those beautiful topic colors. The colors of a magnificent tropic sunset. The glorious colors of tropical flowers. The vivid greens of tropical foliage. Look for the bright colors of tropical fish. Maybe, pour yourself an icy cold drink topped with a little paper umbrella to make the task more fun!


Plan your project, will you make a lap quilt, big quilt, philanthropy quilt, or pillow. For an unexpected twist match your tropical color picks with a block pattern from a bygone era, what is old is new again! Looking forward to seeing what everyone's tropical experience looks like.

Stay Safe and Healthy.....
Happy Stitching,

Debbie Nussbaum
Newsletter Editor



shutterstock - 81319225



shutterstock - 81319225



Westside Quilters Executive Board Virtual Meeting, May 30, 2020

President: Roberta welcomed new and old Board members to our first ever Zoom meeting. She thanked everyone for their help and work during her time as President and mentioned to the new members that this is an energetic and kind group. Roberta also thanked Sally for arranging the Zoom meeting and commented that this was a new and challenging time for everyone.

Vice-President: Barbara thanked the new Board members for their willingness to serve. New members to the Board are Marianne Simpson, President and Del Walker & Cindi Garacochea on the Program committee.

Barbara said the July meeting of the Southern California Council of Quilt Guilds was iffy and there was no update for when Meet the Teachers might be held.

Secretary: Terrie reported that the email vote for Board members and to approve the 2020-21 budget was a unanimous Yes vote.

Programs: Needless to say, much is up in the air concerning WQ programs. Pat reported April, May and June's workshops and quarterly meeting were cancelled or (hopefully) postponed, July's workshop and the August quarterly meeting are not likely to be held and programs for the rest of the year are in limbo. Currently we don't know when the locations where we meet will even be open for outside groups. There was much discussion about the direction the Guild could take. Virtual programs or workshops was an idea that generated a lot of discussion with various suggestions of quilters to contact about that possibility. Stay tuned for more information.

Membership: Emails will be sent out to members to renew in June. The Board discussed the idea of a special bonus for members who renew early and to cheer everyone up until we can meet once again in person.

Newsletter: Debbie mentioned that without any programs WQ's newsletter needs more content. Suggestions from the Board were a spotlight on individual members, "what have you been quilting during the stay-at-home weeks?", a list of online resources for classes, etc., or what has your mini-group been doing? Debbie always welcomes any member submissions.

Treasurer: Karynn reported \$6566.25 in the Treasury.

Philanthropy: Lisa said it looks like the annual fabric sale (held at the August Quarterly meeting and the Philanthropy day of sewing in November will both be cancelled this year. However, everyone is urged to keep on sewing philanthropy quilts - this year's pattern is in June's newsletter and was also in a previous one. Completed quilts or blocks can be dropped off at Lisa's or Virginia's (both phone numbers in June newsletter).

Website: Sally thanks everyone who has sent her photos for the webpage and Facebook page. She also said that photos should be 600x480 or bigger so they would be easier to work with.

Future Business: The Board's next meeting will be on June 13 at 10:00 on Zoom.

Meeting adjourned at 11:25.

Submitted,
Terrie Dorio, Secretary



Westside Quilters Executive Board Virtual Meeting, June 14, 2020

President: Marianne Simpson welcomed everyone to her first Board meeting as President in these unusual times. The minutes from the May 30 meeting were accepted with Barbara proposing and Roberta seconding the motion.

Marianne reminding everyone that this is WQ's 10th year and asked for all to think about what we can do to commemorate the anniversary.

A discussion of the many binders and program notes that the Board officers have followed.

Vice President: Barbara commented that the Southern California Council of Quilt Guilds' July 18 meeting will be virtual and will cover holding online meetings.

Programs: Pat reported that Jean Impey is willing to give a Zoom lecture on July 11 to WQ members. She will cover creativity in quilting and art.

Pat also investigated giving a subscription to "The Quilt Show" to members who renew by July 10. The Board discussed whether a 6 month or year subscription would work best. It was decided to go with 12 months. Those who already belong will have their subscription extended. Barbara moved and Karynn seconded and the Board approved.

What the possible future of WQ's programs will look like was then discussed. Pat has contacted the quilters who had already been booked for 2020-21 and only a small number do any virtual teaching at this point. Several quilters' names were brought up who are holding online/Zoom classes now and the Programming committee will check and get back to the Board. Hopefully we can hold virtual general meetings in August and October, along with some workshops featuring some of these quilters.

A group sew-in on Zoom was organized for June 26. One suggestion was to work on stars for philanthropy quilts.

Treasurer: Karynn mentioned that the bank needs new signature cards from the new officers. WQ also needs to pay our Council fees which are based on the number of members so we will wait until the membership drive is over. There is \$7896.75 in the bank account.

Membership: Luann will send out emails to current members to renew with the information about "The Quilt Show" bonus and other up-to-date news.

Newsletter: Cindy suggested adding a section in the newsletter featuring members of WQ answering a few questions about their quilting life.

Website: Sally will redo the program page with the latest information and add some of the photos of members' quilts for "Show & Tell". She is also going to start a weekly email featuring some classes/lectures/online quilt shows that members can investigate. If anyone comes across something that looks good, let Sally know.

Philanthropy: Virginia contacted A Child's Dream and they are ready to accept quilts again. Upward Bound is not accepting anything at the moment, but they will be able to in the Fall. A group called "Painted Turtle" is requesting donations of twin sized quilts.

Future Business: The next Board meeting will be July 12 at 11:00 on Zoom.

Meeting adjourned at 11:40

Submitted,
Terrie Dorio, Secretary



Next Executive Board Meeting

The next meeting of the Executive Board will be held, July 12, 2020

All members of Westside Quilters are welcome to attend with prior notice to

Pres@WestsideQuiltersLosAngeles.org.

Our Mission

A new kind of guild organized for educational and charitable purposes; to promote cooperation and the exchange of ideas among quilters; to instruct members in methods and techniques of traditional and contemporary creative quilting; to serve mini-groups and their philanthropic endeavors within the community; to inspire personal achievement.

Officers 2020-2021

President	Marianne Simpson
Vice President	Barbara Marom-Pollack
Secretary	Terry Dorio
Treasurer	Karynn Dittmar
Program	Pat Karasick, Del Walker, and Cindi Garacochea
Membership	Luann Jaffe
Newsletter	Debbie Nussbaum
Philanthropy	Nancy Kawahara, Virginia Marshall, and Lisa Drew
Website Manager	Sally Wright

Appointed Positions

Hospitality	Kim Ryan, Matt Randall
Meeting Set-Up/Take-Down	Marianne Simpson Lisa Drew and Sonja Daniel
Photographer	Sally Wright
President Emeritus	Kim Ryan

Mailing Address **Post Office Box 641925**
Los Angeles, CA 90064

Website

www.WestsideQuiltersLosAngeles.org

Facebook We're on Facebook. Check out the banner on the WQ website home page (lower center).

Amazon There is a boxed message in the lower center of our website home page giving a direct link to Amazon. By using this link, anything you purchase earns a 4% "dividend" paid directly to WQ. *This only works if you enter the Amazon website from the WQ website link.*

iGive.com This is another way to benefit WQ when shopping on the Internet. Here you need to register (the iGive.com logo appears in the lower center on the WQ website home page and links you directly to iGive.com). More than 800 Internet retailers participate (Barnes & Noble, Bed Bath & Beyond, Enterprise Rent-A-Car, Lancome -- to name a few). Follow the instructions at iGive.com.

Non-Profit Status Westside Quilters is tax-exempt from Federal income tax under section 501(c)(3) of the Internal Revenue Code, and classified as a public charity under section 170 of the Code, according to the determination letter dated May 26, 2011 received from the Internal Revenue Service. The effective date of exemption is June 17, 2010. Donations to Westside Quilters are fully tax-deductible for individuals and other entities such as corporations, partnerships, trusts; Westside Quilters is qualified to accept tax deductible bequests and gifts or transfers of gifts.

F.E.I.N. 27-3145733
(Federal Employer Identification Number)

